



# STEAM



# // INDEX

## // HOSE

350AA	Steam 6 bar (90 psi) - Hot water 15 bar (225 psi)	10
354AA	Steam 6 bar (90 psi)	10
340AA	Steam 18 bar (270 psi) - Steel braided	11
340AH	Steam 18 bar (270 psi) - Steel braided	11
344AH	Steam 18 bar (270 psi) - Steel braided	12
343AH	Steam 18 bar (270 psi) - Oil resistant - Steel braided	12
341AA	Steam 18 bar (270 psi) - CIIR - Steel braided	13
341AH	Steam 18 bar (270 psi) - CIIR - Steel braided	13
345AA	Steam 18 bar (270 psi) - CIIR - Steel braided	13

## // FITTINGS

EN 14 423 / DIN 2826	15
GROUND JOINT SEAL	18
GROUND JOINT SEAL - CRIMPABLE	20
HYDRAULIC ALFACRIMP FITTINGS	21
HYDRAULIC STANDARD FITTINGS	22
HYDRAULIC FERRULE	23
TURNEX P	23

### // ICONS



Electrical resistance along the conductive layers  $\leq 10^6 \Omega/\text{length}$



Electrical resistance through the hose wall  $\leq 10^9 \Omega$



2004/1935 EC  
2006/2023 EC



Extruded tube



Oil resistance

## // ALFAGOMMA STEAM HOSE & FITTING SOLUTIONS

**ALFAGOMMA offers a wide range of high quality, safe and reliable steam hose and different solutions of fittings and hose assemblies to match market requirements.**

### // HOSE

- Low and high pressure saturated steam range - max WP 6/18 bar
- Conductive tube - electrical resistance  $\leq 10^6$  Ohm/length
- ISO 6134 compliant products class A and B (oil resistant cover)
- Extra safe construction - 18 bar hose
  - // EPDM or chlorobutyl extruded tube suitable for both saturated and superheated steam up to 232 °C
  - // one or two high tensile steel wire braids
  - // black cover hose electrically conductive and suitable to be used in potentially explosive environments








### // FITTINGS

- Clamped solution
- Crimped solution



## // HOSE &amp; RECOMMENDED FITTING TABLE

RUBBER HOSE							
Hose		Tube	WP/BP (bar)	Standard	Electrical Properties	Cover	Temperature Range (°C)
350AA		EPDM	6/60		$\Omega$ R $\leq$ 10 $^9\Omega$ $\Omega/T$ R $\leq$ 10 $^9\Omega$		-40 +165
354AA		EPDM	6/60	EN ISO 6134/1A	$\Omega$ R $\leq$ 10 $^9\Omega$ $\Omega/T$ R $\leq$ 10 $^9\Omega$		-40 +165
340AA		EPDM 	18/180		$\Omega$ R $\leq$ 10 $^9\Omega$ $\Omega/T$ R $\leq$ 10 $^9\Omega$		-40 +210 intermittent to 232
340AH		EPDM 	18/180				-40 +210
344AH		EPDM 	18/180	EN ISO 6134/2A			-40 +210
343AH		EPDM 	18/180	EN ISO 6134/2B			-40 +210
341AA		CIIR 	18/180		$\Omega$ R $\leq$ 10 $^9\Omega$ $\Omega/T$ R $\leq$ 10 $^9\Omega$		-40 +210
341AH		CIIR 	18/180				-40 +210
345AA		CIIR 	18/180	EN ISO 6134/2A	$\Omega$ R $\leq$ 10 $^9\Omega$ $\Omega/T$ R $\leq$ 10 $^9\Omega$		-40 +210

CLAMPED FITTINGS		CRIMPED FITTINGS		
EN 14 423 - DIN 2826 couplings	Ground Joint Seal	Hydraulic Alfacrimp one-piece Fittings	Ground Joint Seal - Crimpable	Turnex P
				
	•			
•				
	•	•	•	
	•	•	•	
•				
•	•	•	•	
	•	•	•	•
	•	•	•	•
•				



## // FITTINGS & HOSE ASSEMBLY SOLUTIONS

### // CLAMPED SOLUTION

- EN 14423 / DIN 2826 couplings & safety clamps
- GROUND JOINT SEAL couplings & safety clamps

#### EN 14423 / DIN 2826 COUPLINGS & SAFETY CLAMPS



##### Connection type:

- BSPT Male thread
- BSPP Female thread
- PN40 flange

**Size:** 1/2" – 2"

**Material:** Stainless steel – Brass – Plated steel

#### GROUND JOINT SEAL COUPLINGS & SAFETY CLAMPS



##### Connection type:

- BSPT/NPT Male thread
- BSP/NPT Female thread

**Size:** 1/2" – 4"

**Material:** Plated steel – Malleable iron



## // CRIMPED SOLUTION

Our lengthy experience in hydraulic hose assembly has been applied to industrial steam applications! ALFAGOMMA provides a high quality, tested crimped solution, in different terminations to match the market and customer needs.

### For 18 bar steam hose:

- Hydraulic Alfacrimp one-piece fittings
- Ground joint seal couplings - crimpable - NPT thread
- Turnex P coupling

### // FOR 18 BAR STEAM HOSE

#### HYDRAULIC ALFACRIMP ONE-PIECE FITTING BSP/NPT THREAD



Other terminations available in hydraulic catalogue

#### GROUND JOINT SEAL COUPLING - CRIMPABLE NPT THREAD



Special hose shank designs compatible with:

- Hydraulic ferrule
- Ground Joint safety bolt clamps

Available for North American market

#### TURNEX P COUPLING



Size: 3/4" – 1"

Material: Plated steel

To be assembled with: Alfacrimp Hydraulic Ferrule

DN 3/4": H1200004-120000

DN 1": H1200004-160000

### // 18 BAR STEAM HOSE CRIMP CHART

DN Hose (in)	Hose ID (in)	Alfacrimp Code	Hydraulic ferrule code	Gr. joint crimpable NPT male	Gr. joint crimpable NPT female	Crimp dia (mm)
13,0	1/2"	H12XXXXX-08XXXX *	H1200204-080000	AF-MS1-CR	AF-GF6-CR	●
16,0	5/8"	C124XXXXX-10XXX	H1200004-100000			●
19,0	3/4"	C124XXXXX-12XXX	H1200004-120000	AF-MS6-CR	AF-GF26-CR	●
25,0	1"	C124XXXXX-26XXX	H1200004-160000	AF-MS11-CR	AF-GF36-CR	●
32,0	1 1/4"	C124XXXXX-20XXX	H1200004-200000	AF-MS16-CR	AF-GF51-CR	●
38,0	1 1/2"	C124XXXXX-24XXX	H1200004-240000	AF-MS21-CR	AF-GF61-CR	●
51,0	2"	C124XXXXX-32XXX	H1200004-320000	AF-MS26-CR	AF-GF81-CR	●
76,0	3"			AF-MS36-CR	AF-GF311-CR	

340AA						
340AH						
343AH						
341AA						
341AH						

\* Not precrimped



## // BENEFITS OF THE CRIMPED STEAM HOSE ASSEMBLY

### MAIN BENEFITS:

- ▲ INCREASED SAFETY FOR STEAM APPLICATIONS
- ▲ SUPERIOR FITTING RETENTION
- ▲ PREVENTION OF LEAKS
- ▲ EXTENDED PRODUCT LIFE
- ▲ TIME SAVING: NO LOOSE OR WARPED BOLTS TO MAINTAIN
- ▲ LIGHT WEIGHT

- // The ALFAGOMMA hose assembly is guaranteed at the maximum rated hose working pressure
- // The crimped couplings:
  - reduce risk of leaks and ejection of the fitting
  - eliminate bulky bolt clamps and reduce risk of injury or damage
- // The pin-pricked hose cover prevents blistering
- // The crimped hose assembly is lighter in weight compared to the standard clamped assembly: this gives a better manageability of the steam hoses and decrease the risk of back pain for the operator



# // STEAM HOSE

## // 350AA



### Steam 6 bar (90 psi) - Hot water 15 bar (225 psi)

**Tube:** black conductive EPDM.  
**Reinforcement:** high tensile textile cords.  
**Cover:** black conductive EPDM - heat, abrasion and ozone resistant.  
**Application:** saturated steam and hot water delivery in general industrial applications.  
**Constant operation:** water -40 °C +120 °C (-40 °F +248 °F) steam +165 °C (+330 °F)

↔		↔		↻	↻	↻	↻	↵		⚖	⚖	
mm	in	mm	in	bar	psi	bar	psi	mm	in	%	kg/m	lb/ft
13,0	1/2"	23,00	0,91	6	90	60	900				0,370	0,25
16,0	5/8"	26,00	1,02	6	90	60	900				0,430	0,29
19,0	3/4"	29,00	1,14	6	90	60	900				0,470	0,32
25,0	1"	35,00	1,38	6	90	60	900				0,590	0,40
30,0	1 3/16"	44,00	1,73	6	90	60	900				0,910	0,62
32,0	1 1/4"	46,00	1,81	6	90	60	900				0,950	0,64
38,0	1 1/2"	52,00	2,05	6	90	60	900				1,110	0,75
40,0	1 9/16"	54,00	2,13	6	90	60	900				1,160	0,78
51,0	2"	67,00	2,64	6	90	60	900				1,710	1,15

## // 354AA



### Steam 6 bar (90 psi) EN ISO 6134/1A

**Tube:** black conductive EPDM.  
**Reinforcement:** high tensile textile cords.  
**Cover:** black conductive EPDM - heat, abrasion and ozone resistant.  
**Application:** saturated steam.  
**Constant operation:** -40 °C +165 °C (-40 °F +330 °F)

↔		↔		↻	↻	↻	↻	↵		⚖	⚖	
mm	in	mm	in	bar	psi	bar	psi	mm	in	%	kg/m	lb/ft
13,0	1/2"	25,00	0,98	6	90	60	900	130,0	5,12		0,430	0,29
19,0	3/4"	33,00	1,30	6	90	60	900	190,0	7,48		0,690	0,47
25,0	1"	40,00	1,57	6	90	60	900	250,0	9,84		0,910	0,62

Dimensions shown may be changed without prior notice

## // 340AA

EXTRUDED  
TUBE**Steam 18 bar (270 psi) - Steel braided****Tube:** black conductive EPDM.**Reinforcement:** one or two high tensile steel wire braids.**Cover:** black conductive EPDM - heat, abrasion and ozone resistant - pin pricked.**Application:** saturated and superheated steam.**Constant operation:** -40 °C +210 °C (-40 °F +410 °F)  
intermittent to 232 °C (450 °F)

↔		↔		↻		↻		⤴		⚖		
mm	in	mm	in	bar	psi	bar	psi	mm	in	%	kg/m	lb/ft
13,0	1/2"	23,00	0,91	18	270	180	2610	130,0	5,12		0,400	0,27
19,0	3/4"	31,00	1,22	18	270	180	2610	190,0	7,48		0,730	0,50
25,0	1"	38,00	1,50	18	270	180	2610	250,0	9,84		0,890	0,60

## // 340AH

EXTRUDED  
TUBE**Steam 18 bar (270 psi) - Steel braided****Tube:** black conductive EPDM.**Reinforcement:** one or two high tensile steel wire braids.**Cover:** red EPDM - heat, abrasion and ozone resistant - pin pricked.**Application:** saturated and superheated steam.**Constant operation:** -40 °C +210 °C (-40 °F +410 °F)  
intermittent to 232 °C (450 °F)

↔		↔		↻		↻		⤴		⚖		
mm	in	mm	in	bar	psi	bar	psi	mm	in	%	kg/m	lb/ft
13,0	1/2"	23,00	0,91	18	270	180	2610	130,0	5,12		0,400	0,27
16,0	5/8"	26,00	1,02	18	270	180	2610	160,0	6,30		0,480	0,33
19,0	3/4"	31,00	1,22	18	270	180	2610	190,0	7,48		0,740	0,50
25,0	1"	38,00	1,50	18	270	180	2610	250,0	9,84		0,900	0,61
32,0	1 1/4"	46,00	1,81	18	270	180	2610	320,0	12,60		1,190	0,80
38,0	1 1/2"	52,00	2,05	18	270	180	2610	380,0	14,96		1,340	0,91
51,0	2"	67,00	2,64	18	270	180	2610	510,0	20,08		2,130	1,44
63,0	2 1/2"	81,00	3,19	18	270	180	2610	630,0	24,80		2,990	2,01
76,0	3"	94,00	3,70	18	270	180	2610	760,0	29,92		3,970	2,67

// 344AH



EXTRUDED TUBE

**Steam 18 bar (270 psi) - Steel braided  
EN ISO 6134/2A**

**Tube:** black conductive EPDM.  
**Reinforcement:** one or two high tensile steel wire braids.  
**Cover:** red EPDM - heat, abrasion and ozone resistant - pin pricked.  
**Application:** saturated and superheated steam.  
**Constant operation:** -40 °C +210 °C (-40 °F +410 °F) intermittent to 232 °C (450 °F)

↔		↔		↻		↻		⤴		⚠	⚖	
mm	in	mm	in	bar	psi	bar	psi	mm	in	%	kg/m	lb/ft
13,0	1/2"	25,00	0,98	18	270	180	2610	130,0	5,12		0,490	0,33
19,0	3/4"	33,00	1,30	18	270	180	2610	190,0	7,48		0,850	0,58
25,0	1"	40,00	1,57	18	270	180	2610	250,0	9,84		1,040	0,70

// 343AH



EXTRUDED TUBE



**Steam 18 bar (270 psi) - Oil resistant - Steel braided  
EN ISO 6134/2B**

**Tube:** black conductive EPDM.  
**Reinforcement:** high tensile steel wire braids.  
**Cover:** red special rubber compound - heat, abrasion, ozone and hydrocarbon resistant - pin pricked.  
**Application:** saturated and superheated steam in applications where an oil resistant cover is required.  
 Black version available upon request with minimum order quantities.  
**Constant operation:** -40 °C +210 °C (-40 °F +410 °F) intermittent to 232 °C (450 °F)

↔		↔		↻		↻		⤴		⚠	⚖	
mm	in	mm	in	bar	psi	bar	psi	mm	in	%	kg/m	lb/ft
19,0	3/4"	33,00	1,30	18	270	180	2610	190,0	7,48		0,910	0,62
25,0	1"	40,00	1,57	18	270	180	2610	250,0	9,84		1,110	0,75

Dimensions shown may be changed without prior notice

// 341AA



**Steam 18 bar (270 psi) - CIIR - Steel braided**

**Tube:** black conductive chlorobutyl blend.  
**Reinforcement:** one or two high tensile steel wire braids.  
**Cover:** black conductive EPDM - heat, abrasion and ozone resistant - pin pricked.  
**Application:** saturated and superheated steam.  
**Constant operation:** -40 °C +210 °C (-40 °F +410 °F) intermittent to 232 °C (450 °F)

↔		↔		↙		↘		⤴		⚖		
mm	in	mm	in	bar	psi	bar	psi	mm	in	%	kg/m	lb/ft
13,0	1/2"	23,00	0,91	18	270	180	2610	130,0	5,12		0,400	0,27
19,0	3/4"	31,00	1,22	18	270	180	2610	190,0	7,48		0,710	0,48
25,0	1"	38,00	1,50	18	270	180	2610	250,0	9,84		0,870	0,59
32,0	1 1/4"	46,00	1,81	18	270	180	2610	320,0	12,60		1,180	0,80
38,0	1 1/2"	52,00	2,05	18	270	180	2610	380,0	14,96		1,330	0,90
51,0	2"	67,00	2,64	18	270	180	2610	510,0	20,08		2,110	1,42

// 341AH



**Steam 18 bar (270 psi) - CIIR - Steel braided**

**Tube:** black conductive chlorobutyl blend.  
**Reinforcement:** one or two high tensile steel wire braids.  
**Cover:** red EPDM - heat, abrasion and ozone resistant - pin pricked.  
**Application:** saturated and superheated steam.  
**Constant operation:** -40 °C +210 °C (-40 °F +410 °F) intermittent to 232 °C (450 °F)

↔		↔		↙		↘		⤴		⚖		
mm	in	mm	in	bar	psi	bar	psi	mm	in	%	kg/m	lb/ft
13,0	1/2"	23,00	0,91	18	270	180	2610	130,0	5,12		0,400	0,27
19,0	3/4"	31,00	1,22	18	270	180	2610	190,0	7,48		0,720	0,49
25,0	1"	38,00	1,50	18	270	180	2610	250,0	9,84		0,880	0,60
32,0	1 1/4"	46,00	1,81	18	270	180	2610	320,0	12,60		1,170	0,79
38,0	1 1/2"	52,00	2,05	18	270	180	2610	380,0	14,96		1,330	0,90
51,0	2"	67,00	2,64	18	270	180	2610	510,0	20,08		2,040	1,38

// 345AA



**Steam 18 bar (270 psi) - CIIR - Steel braided EN ISO 6134/2A**

**Tube:** black conductive chlorobutyl blend.  
**Reinforcement:** high tensile steel wire braids.  
**Cover:** black EPDM - heat, abrasion and ozone resistant - pin pricked.  
**Application:** saturated and superheated steam.  
**Constant operation:** -40 °C +210 °C (-40 °F +410 °F) intermittent to 232 °C (450 °F)

↔		↔		↙		↘		⤴		⚖		
mm	in	mm	in	bar	psi	bar	psi	mm	in	%	kg/m	lb/ft
19,0	3/4"	33,00	1,30	18	270	180	2610	190,0	7,48		0,840	0,57
25,0	1"	40,00	1,57	18	270	180	2610	250,0	9,84		1,030	0,70
51,0	2"	69,00	2,72	18	270	180	2610	510,0	20,08		2,300	1,55

# // STEAM HOSE SAFETY GUIDE

Handling steam is a very hazardous situation. Using care and some safety precaution can minimise or eliminate personal or property damage.

*(Reprinted from RMA IP-11-1 Steam Hose)*

### SELECTING AND USING STEAM HOSE

1. Make sure steam hose is identified as a steam hose. It should be branded as such, stating working pressure and temperature rating
2. Make sure working pressure and temperature is not exceeded
3. Do not allow hose to remain under pressure when not in use
4. Avoid excess bending or flexing of hose near the coupling. Straight line operation is preferred. If bends are necessary as part of operation, spring guards may help
5. Be sure and use recommended steam hose couplings and clamps on hose.

### MAINTENANCE OF STEAM HOSE

1. Periodic inspection of hose should include looking for cover blisters and lumps
2. Check for kinked areas that could damage hose
3. Drain hose after each use to avoid tube damage before hose is put back in operation, to avoid "popcorning" of the tube
4. Check tightness of clamps bolts after each use
5. Check to see if clamps halves are touching. If they are, recouple hose with smaller clamps to insure proper tightness or grip around hose
6. Do not store hose over hooks
7. Steam hose lying on metal racks or installed around steel piping will dry out the hose, causing tube and cover cracking.

### CORROSIVE STEAM

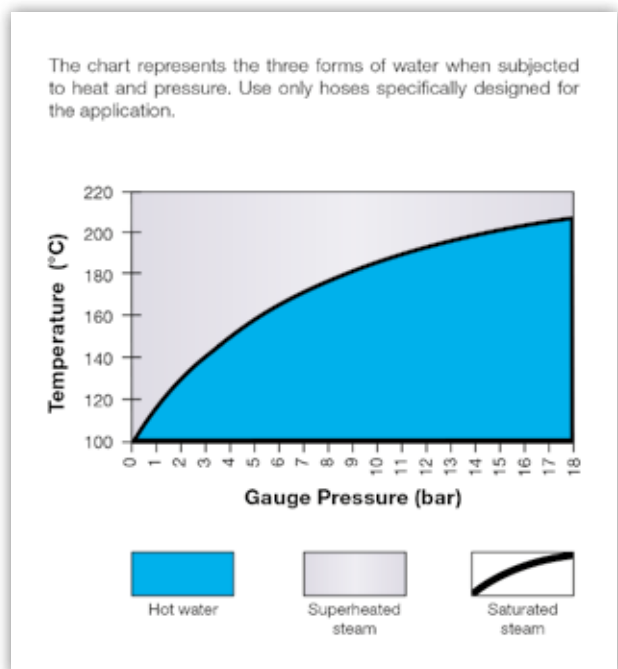
When the water used to generate steam contains dissolved air, oxygen or carbon dioxide, then these gases end up as contaminants in the steam. At high temperatures of steam both oxygen and carbon dioxide are extremely corrosive. Carbon dioxide is acidic and therefore attacks metals whereas the oxygen corrodes metals and oxidises rubbers. Corrosion of metals in the presence of both oxygen and acids is forty times faster than with either alone. Boiler water is therefore normally treated not only to remove the "hardness" which would cause "furring" of the boiler but also to remove dissolved oxygen and carbon dioxide and to ensure that the steam is not only not acidic but even slightly alkaline. Boiler water treatment is a specialised subject beyond the scope of this technical sheet but correct steam generation is important.

### DETERIORATION OF STEAM HOSE

Like all rubber products steam hoses have a finite life and are subject to gradual deterioration with use. However, it sometimes happens that hoses which have been giving a good life suddenly start failing without apparent reason. In such cases it is often a change in the steam conditions causing a rapid acceleration of a normal failure mode. It is therefore useful to consider how steam hoses normally last and thus how the condition of the steam affects hose life.

### TEMPERATURE OF SATURATED STEAM

Gauge Pressure		Temperature	
psi	bar	° C	° F
25	1.73	130	267
30	2.07	134	274
35	2.42	138	281
40	2.76	141	287
45	3.11	144	292
50	3.45	148	298
60	4.14	153	307
70	4.83	158	316
80	5.52	162	324
90	6.21	166	330
100	6.90	170	338
120	8.28	177	350
140	9.66	182	361
160	11.04	188	371
180	12.42	193	379
200	13.80	198	388
225	15.53	203	397
250	17.25	208	406
275	18.98	212	414
300	20.70	216	422
325	22.43	221	429
350	24.15	225	437



Dimensions shown may be changed without prior notice

## // EN 14 423 / DIN 2826

### // EN 14 423 / DIN 2826

#### BSPT Male - Hose shank EN 14 423 / DIN 2826 - Brass



Item Code	Product Code	Hose ID	Hose ID	Thread type	Thread
		in	mm		in
2302755	I8107100-013021	1/2"	13,0	BSPT	1/2"
2302218	I8107100-019027	3/4"	19,0	BSPT	3/4"
2301718	I8107100-025034	1"	25,0	BSPT	1"
2301819	I8107100-038049	1 1/2"	38,0	BSPT	1 1/2"
2301820	I8107100-051060	2"	51,0	BSPT	2"

### // EN 14 423 / DIN 2826

#### BSPT Male - Hose shank EN 14 423 / DIN 2826 - Stainless steel 316



Item Code	Product Code	Hose ID	Hose ID	Thread type	Thread
		in	mm		in
2302433	I3107100-013021	1/2"	13,0	BSPT	1/2"
2302434	I3107100-019027	3/4"	19,0	BSPT	3/4"
2302435	I3107100-025034	1"	25,0	BSPT	1"
2302436	I3107100-038049	1 1/2"	38,0	BSPT	1 1/2"
2302437	I3107100-051060	2"	51,0	BSPT	2"

**// EN 14 423 / DIN 2826**

**BSPP Female - Hose shank EN 14 423 / DIN 2826 - Brass**



Item Code	Product Code	Hose ID	Hose ID	Thread type	Thread
		in	mm		in
2302754	I8106200-013021	1/2"	13,0	BSPP	1/2"
2301821	I8106200-019027	3/4"	19,0	BSPP	3/4"
2301822	I8106200-025034	1"	25,0	BSPP	1"
2301823	I8106200-038049	1 1/2"	38,0	BSPP	1"1/2
2301824	I8106200-051060	2"	51,0	BSPP	2"

**// EN 14 423 / DIN 2826**

**BSPP Female - Hose shank EN 14 423 / DIN 2826 - Stainless steel 316**



Item Code	Product Code	Hose ID	Hose ID	Thread type	Thread
		in	mm		in
2302428	I3106200-013021	1/2"	13,0	BSPP	1/2"
2302429	I3106200-019027	3/4"	19,0	BSPP	3/4"
2302430	I3106200-025034	1"	25,0	BSPP	1"
2302431	I3106200-038049	1 1/2"	38,0	BSPP	1"1/2
2302432	I3106200-051060	2"	51,0	BSPP	2"



Dimensions shown may be changed without prior notice

**// EN 14 423 / DIN 2826**
**PN40 swivel flange - Hose shank EN 14 423 / DIN 2826 - Plated steel**


Item Code	Product Code	Hose ID	Hose ID	Thread type	Head DN	Head DN
		in	mm		in	mm
2302371	I17BG74A-019020	3/4"	19,0	PN40	3/4"	20,0
2302372	I17BG74A-025025	1"	25,0	PN40	1"	25,0
2302373	I17BG74A-038040	1 1/2"	38,0	PN40	1 1/2"	40,0
2302374	I17BG74A-051050	2"	51,0	PN40	2"	50,0

**// EN 14 423 / DIN 2826**
**PN40 swivel flange - Hose shank EN 14 423 / DIN 2826 - Stainless steel 316**


Item Code	Product Code	Hose ID	Hose ID	Thread type	Head DN	Head DN
		in	mm		in	mm
2302555	I37BG74A-019020	3/4"	19,0	PN40	3/4"	20,0
2302556	I37BG74A-025025	1"	25,0	PN40	1"	25,0
2302557	I37BG74A-038040	1 1/2"	38,0	PN40	1 1/2"	40,0
2302558	I37BG74A-051050	2"	51,0	PN40	2"	50,0

**// EN 14 423 / DIN 2826**
**Safety clamps - Brass**


Item Code	Product Code	Hose ID	Hose ID	Hose OD (min)	Hose OD (max)
		in	mm	mm	mm
2302810	I8LG4C-013025	1/2"	13,0	24,0	26,0
2302223	I8LG4C-019033	3/4"	19,0	32,0	34,0
2302811	I8LG4C-025040	1"	25,0	39,0	41,0
2302812	I8LG4C-038054	1 1/2"	38,0	53,0	56,0
2302813	I8LG4C-050068	2"	51,0	67,0	69,0

## // GROUND JOINT SEAL

### // GROUND JOINT SEAL

**BSPT Male - Serrated hose shank with safety collar - Plated steel**



Item Code	Product Code	Hose ID	Hose ID	Thread type	Thread
		in	mm		in
2302983	I118B107-013021	1/2"	13,0	BSPT	1/2"
2302984	I118B107-019027	3/4"	19,0	BSPT	3/4"
2302985	I118B107-025034	1"	25,0	BSPT	1"

### // GROUND JOINT SEAL

**BSPT Male - Serrated hose shank with safety collar - Malleable iron**



Item Code	Product Code	Hose ID	Hose ID	Thread type	Thread
		in	mm		in
2302986	I918B107-032042	1 1/4"	32,0	BSPT	1"1/4
2302987	I918B107-038049	1 1/2"	38,0	BSPT	1"1/2
2302988	I918B107-051060	2"	51,0	BSPT	2"
2302989	I918B107-063076	2 1/2"	63,0	BSPT	2"1/2
2302990	I918B107-076090	3"	76,0	BSPT	3"
2302991	I918B107-102114	4"	102,0	BSPT	4"

### // GROUND JOINT SEAL

**NPT Male - Serrated hose shank with safety collar - Malleable iron**



Item Code	Product Code	Hose ID	Hose ID	Thread type	Thread
		in	mm		in
2303428	I918B128-013021	1/2"	13,0	NPT	1/2"
2303429	I918B128-019027	3/4"	19,0	NPT	3/4"
2303430	I918B128-025034	1"	25,0	NPT	1"
2303431	I918B128-032042	1 1/4"	32,0	NPT	1"1/4
2303432	I918B128-038049	1 1/2"	38,0	NPT	1"1/2
2303433	I918B128-051060	2"	51,0	NPT	2"
2303434	I918B128-063076	2 1/2"	63,0	NPT	2"1/2
2303435	I918B128-076090	3"	76,0	NPT	3"
2303436	I918B128-102114	4"	102,0	NPT	4"

Dimensions shown may be changed without prior notice

### // GROUND JOINT SEAL

**BSPP Female complete with wing nut and seal - Serrated hose shank with collar - Malleable iron**



Item Code	Product Code	Hose ID	Hose ID	Thread type	Thread
		in	mm		in
2302966	I918B206-013021	1/2"	13,0	BSPP	1/2"
2302967	I918B206-019027	3/4"	19,0	BSPP	3/4"
2302968	I918B206-025034	1"	25,0	BSPP	1"
2302969	I918B206-032042	1 1/4"	32,0	BSPP	1"1/4
2302970	I918B206-038049	1 1/2"	38,0	BSPP	1"1/2
2302971	I918B206-051060	2"	51,0	BSPP	2"
2302972	I918B206-063076	2 1/2"	63,0	BSPP	2"1/2
2302973	I918B206-076090	3"	76,0	BSPP	3"
2302974	I918B206-102114	4"	102,0	BSPP	4"

### // GROUND JOINT SEAL

**NPT Female complete with wing nut and seal - Serrated hose shank with collar - Malleable iron**



Item Code	Product Code	Hose ID	Hose ID	Thread type	Thread
		in	mm		in
2303386	I918B228-013021	1/2"	13,0	NPT	1/2"
2303387	I918B228-019027	3/4"	19,0	NPT	3/4"
2303388	I918B228-025034	1"	25,0	NPT	1"
2303389	I918B228-032042	1 1/4"	32,0	NPT	1"1/4
2303390	I918B228-038049	1 1/2"	38,0	NPT	1"1/2
2303391	I918B228-051060	2"	51,0	NPT	2"
2303392	I918B228-063076	2 1/2"	63,0	NPT	2"1/2
2303393	I918B228-076090	3"	76,0	NPT	3"
2303394	I918B228-102114	4"	102,0	NPT	4"

### // GROUND JOINT SEAL

**Clamps - 2 bolt - 2 gripping finger type - Malleable iron**



Item Code	Product Code	Hose ID	Hose ID	Hose OD (min)	Hose OD (max)
		in	mm	mm	mm
2302992	I9LG2F-013026	1/2"	13,0	24,0	27,0
2302993	I9LG2F-019032	3/4"	19,0	30,0	33,0
2303440	I9LG2F-019036	3/4"	19,0	33,3	38,1

## // GROUND JOINT SEAL

Clamps - 4 bolt - 2 gripping finger type - Malleable iron



Item Code	Product Code	Hose ID	Hose ID	Hose OD (min)	Hose OD (max)
		in	mm	mm	mm
2303443	I9LG4F-025038	1"	25,0	35,7	39,7
2302994	I9LG4F-025041	1"	25,0	39,0	43,5
2302995	I9LG4F-032046	1 1/4"	32,0	43,0	47,5
2302996	I9LG4F-038049	1 1/2"	38,0	46,0	51,0
2307855	I9LG4F-038054	1 1/2"	38,0	51,0	56,0
2303448	I9LG4F-038060	1 1/2"	38,0	55,5	60,0
2302997	I9LG4F-051067	2"	51,0	63,0	70,0
2307547	I9LG4F-063083	2 1/2"	63,0	78,5	87,5
2302998	I9LG4F-076094	3"	76,0	89,0	100,0

## // GROUND JOINT SEAL

Clamps - 6 bolt - 3 gripping finger type - Malleable iron



Item Code	Product Code	Hose ID	Hose ID	Hose OD (min)	Hose OD (max)
		in	mm	mm	mm
2302999	I9LG6F-102123	4"	102,0	117,5	127,0
2307548	I9LG6F-102142	4"	102,0	133,5	142,0

## // GROUND JOINT SEAL - CRIMPABLE

### // GROUND JOINT SEAL - CRIMPABLE

NPT Male & Female - Serrated hose shank with collar



AG Canada Code NPT male	AG Canada Code NPT female	Hose ID	Hose ID	Thread type	Thread
		in	mm		in
AF-MS1-CR	AF-GF6-CR	1/2"	13,0	NPT	1/2"
AF-MS6-CR	AF-GF26-CR	3/4"	19,0	NPT	3/4"
AF-MS11-CR	AF-GF36-CR	1"	25,0	NPT	1"
AF-MS16-CR	AF-GF51-CR	1 1/4"	32,0	NPT	1 1/4"
AF-MS21-CR	AF-GF61-CR	1 1/2"	38,0	NPT	1 1/2"
AF-MS26-CR	AF-GF81-CR	2"	51,0	NPT	2"
AF-MS36-CR	AF-GF311-CR	3"	76,0	NPT	3"

Special hose shank designs compatible with:

- Hydraulic Alfacramp ferrule
- Ground Joint safety bolt clamps

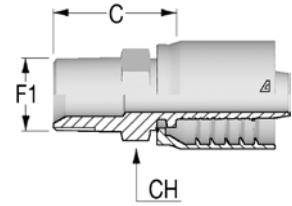
Available for North American market

Dimensions shown may be changed without prior notice

## // HYDRAULIC ALFACRIMP FITTINGS

### // C12410710

**BSPT Male  
AGR K**

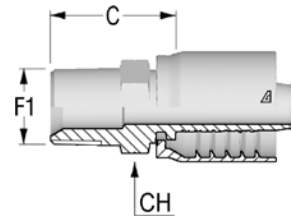


Item Code	Tail/Head	Nut Type	ID			F1		C	CH
	Dash		Dash	mm	in	Dash Size	F1		
1215583	-1012	NA	10	16,0	5/8"	12	3/4-14	34,1	27,0
1215584	-1212	NA	12	19,0	3/4"	12	3/4-14	34,6	27,0
1215585	-1216	NA	12	19,0	3/4"	16	1-11	43,6	36,0
1215586	-1616	NA	16	25,0	1"	16	1-11	44,4	36,0
1215587	-2020	NA	20	32,0	1 1/4"	20	1 1/4-11	49,0	46,0
1215588	-2424	NA	24	38,0	1 1/2"	24	1 1/2-11	50,5	50,0
1215589	-3232	NA	32	51,0	2"	32	2-11	54,2	65,0

Other termination types available in hydraulic catalogue.

### // C12412810

**NPTF Male 60° Seat  
AGN**



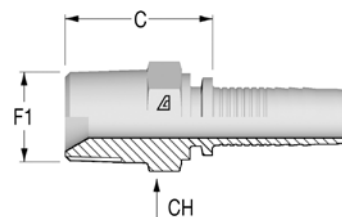
Item Code	Tail/Head	Nut Type	ID			F1		C	CH
	Dash		Dash	mm	in	Dash Size	F1		
1215638	-1012	NA	10	16,0	5/8"	12	3/4-14	34,1	27,0
1215639	-1208	NA	12	19,0	3/4"	08	1/2-14	33,6	27,0
1215640	-1212	NA	12	19,0	3/4"	12	3/4-14	34,6	27,0
1215641	-1216	NA	12	19,0	3/4"	16	1-11 1/2	43,6	36,0
1215643	-1616	NA	16	25,0	1"	16	1-11 1/2	44,4	36,0
1215644	-1620	NA	16	25,0	1"	20	1 1/4-11 1/2	47,4	46,0
1215645	-2020	NA	20	32,0	1 1/4"	20	1 1/4-11 1/2	49,0	46,0
1215646	-2024	NA	20	32,0	1 1/4"	24	1 1/2-11 1/2	50,5	50,0
1215647	-2424	NA	24	38,0	1 1/2"	24	1 1/2-11 1/2	50,5	50,0
1215648	-3232	NA	32	51,0	2"	32	2-11 1/2	54,2	65,0

Other termination types available in hydraulic catalogue.

## // HYDRAULIC STANDARD FITTINGS

### // H1210710

**BSPT Male  
AGR K**

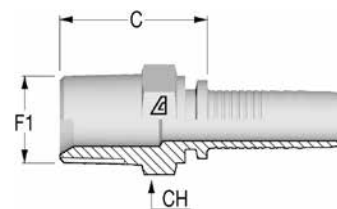


Item Code	Tail/Head	Nut Type	ID			F1	F1	C	CH
	Dash		Dash	mm	in	Dash Size		mm	mm
1200373	-0806	NA	08	13,0	1/2"	06	3/8-19	28,6	19,0
1200371	-0808	NA	08	13,0	1/2"	08	1/2-14	33,1	22,0

Other termination types available in hydraulic catalogue.

### // H1212810

**NPTF Male 60° Seat  
AGN**



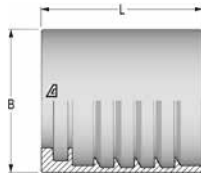
Item Code	Tail/Head	Nut Type	ID			F1	F1	C	CH
	Dash		Dash	mm	in	Dash Size		mm	mm
1200345	-0806	NA	08	13,0	1/2"	06	3/8-18	28,6	19,0
1200343	-0808	NA	08	13,0	1/2"	08	1/2-14	32,1	22,0
1200344	-0812	NA	08	13,0	1/2"	12	3/4-14	34,1	27,0

Other termination types available in hydraulic catalogue.

Dimensions shown may be changed without prior notice

## // HYDRAULIC FERRULE

### // H1200204 No-skive Ferrule



Item Code	ID		B	L	
	Dash	mm			in
1216589	08	13,0	1/2"	34,0	33,9

For steam 18 bar hose

## // TURNEX P

### // TURNEX P Female with wing nut - Serrated hose shank with safety collar - Plated steel



Item Code	Product Code	Hose ID	Hose ID	Thread type	Thread
		in	mm		in
2300617	I119X200-019027	3/4"	19,0	TURNEXP	3/4"
2302280	I119X200-025034	1"	25,0	TURNEXP	1"
2302281	I119X200-025049	1"	25,0	TURNEXP	1"1/2

To assemble the insert, use hydraulic Alfacrimp ferrule (H1200004-120000 and H1200004-160000).



**HEADQUARTER**

**Alfagomma SpA**

Via Torri Bianche 1

20871 Vimercate (MB) Italy

[marketing@alfagomma.com](mailto:marketing@alfagomma.com)

[www.alfagomma.com](http://www.alfagomma.com)